

Website :
<https://trucknco.com/>

Ecommerce Platform

Avg Product Price - \$190/-

TRUCKNCO DRIVER GEAR

Facebook Ads

Analytics

📅 Apr 1–Sep 12, 2023

Compare: Previous period

Total sales

\$238,172.85 ↗ 5%

A\$80K

A\$60K

A\$40K

A\$20K

A\$0

Apr 2023

May 2023

Jun 2023

Jul 2023

Aug 2023

— Apr 1–Sep 12, 2023

⋯ Oct 18, 2022–Mar 31, 2023

Sales

Online

Bundle

Shop

A\$74

Sales!!!!!!!

12 Month Sale

- Home
- Orders 27
- Products
- Customers
- Content

Analytics

- Reports
- Live View

- Marketing
- Discounts

Sales channels

- Inbox
- Online Store

Apps

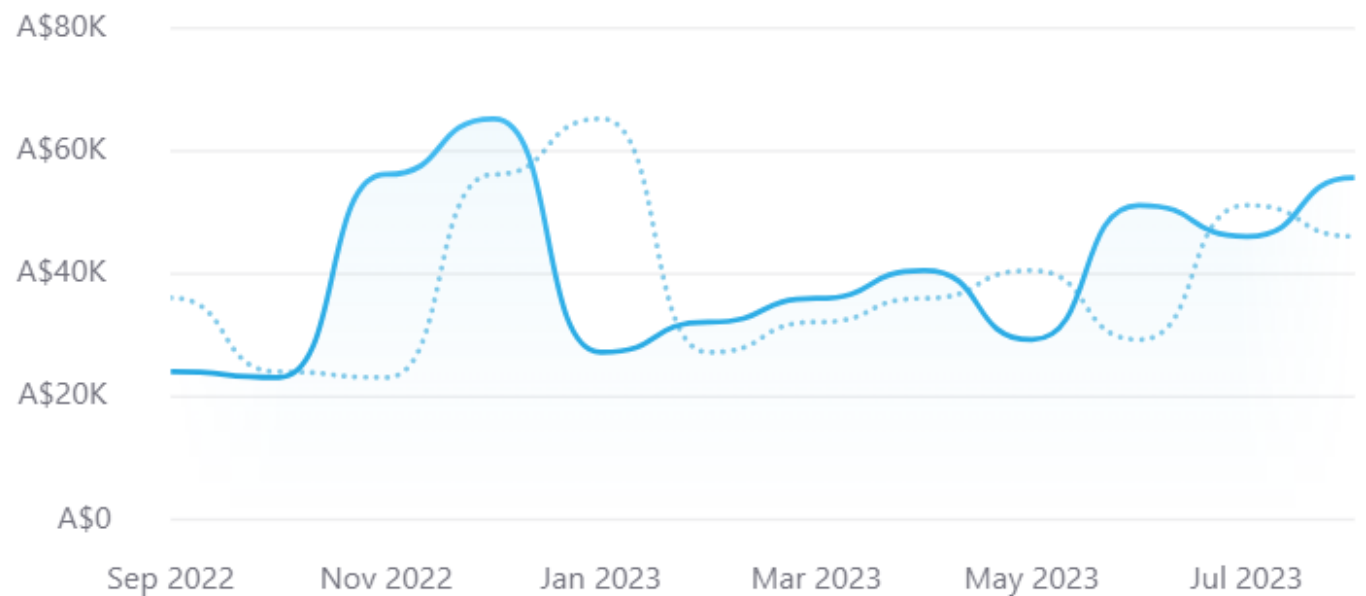
Analytics

Last 12 months

Compare: Aug 1, 2022–Jul 31, 2023

Total sales

\$486,881.53 ↗ 4%



Sep 1, 2022–Aug 31, 2023

Aug 1, 2022–Jul 31, 2023

\$486,881/- Sales

\$238,172/-

Analytics

📅 Apr 1–Sep 12, 2023

Compare: Previous period

Total sales

\$238,172.85 ↗ 5%

A\$80K

A\$60K

A\$40K

A\$20K

A\$0

Apr 2023

May 2023

Jun 2023

Jul 2023

Aug 2023

— Apr 1–Sep 12, 2023

⋯ Oct 18, 2022–Mar 31, 2023

Sales

Online

Bundle

Shop

A\$74

6 Month Sales!!!!!!!

June 2023

- Home
- Orders 27
- Products
- Customers
- Content
- Analytics**
- Reports
- Live View
- Marketing
- Discounts
- Sales channels >
- Inbox
- Online Store

Analytics

Jun 1–Jun 30, 2023

Compare: Previous period

Total sales

\$51,167.10 ▲ 80%



— Jun 1–Jun 30, 2023

... May 2–May 31, 2023

\$51,167 Sales

July 2023

- Home
- Orders 27
- Products
- Customers
- Content
- Analytics**
 - Reports
 - Live View
- Marketing
- Discounts
- Sales channels >
- Inbox
- Online Store
- Apps >

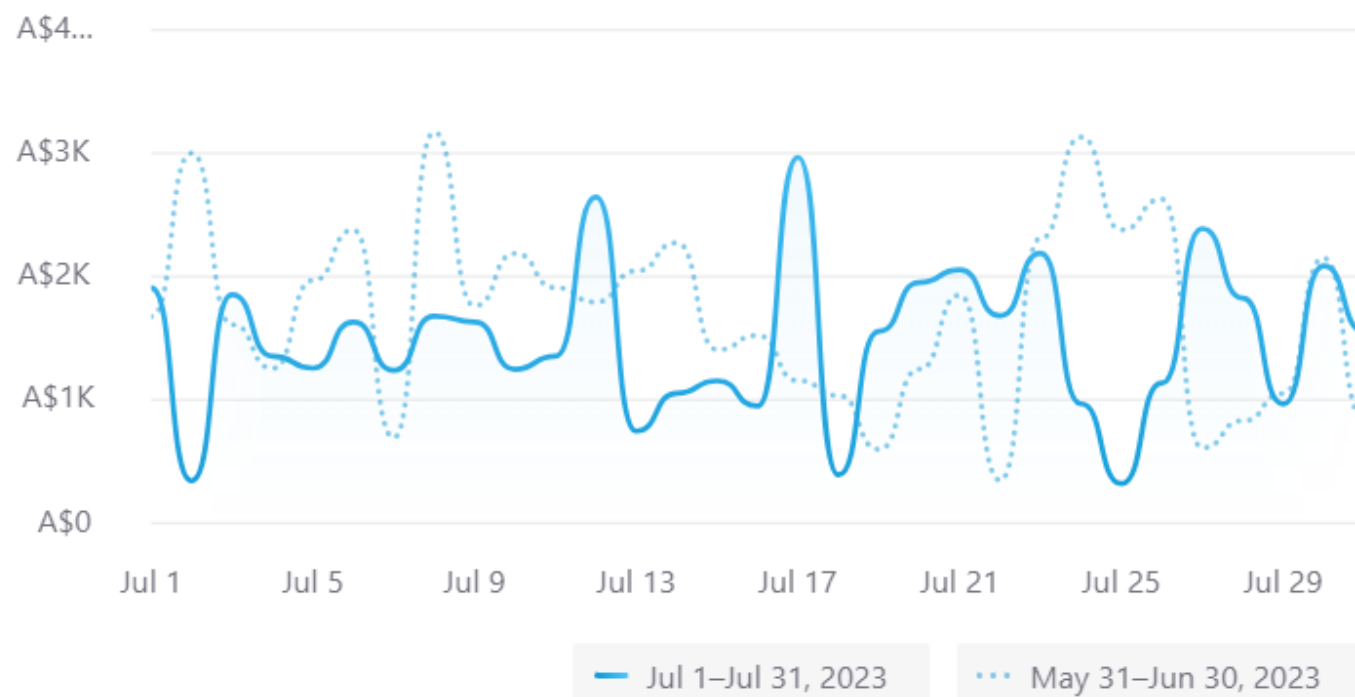
Analytics

Jul 1-Jul 31, 2023

Compare: Previous period

Total sales

\$46,111.98 ▼ 13%

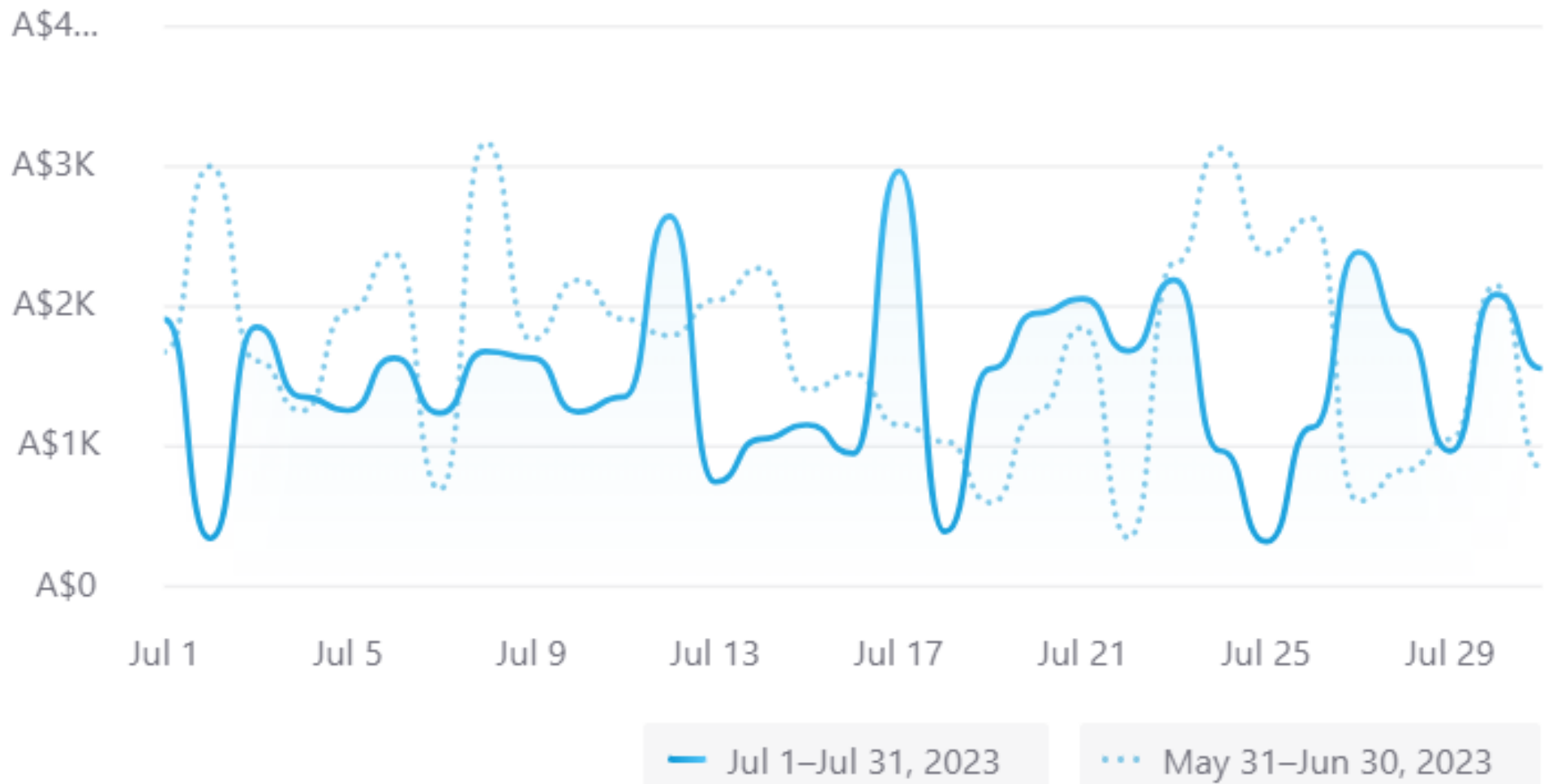


\$46,111 Sales

Facebook Ads

Total sales

\$46,111.98 ▼ 13%



Sales!!!!!!!

August 2023

- Home
- Orders 27
- Products
- Customers
- Content
- Analytics**
- Reports
- Live View
- Marketing
- Discounts
- Sales channels >
- Inbox
- Online Store
- Apps >

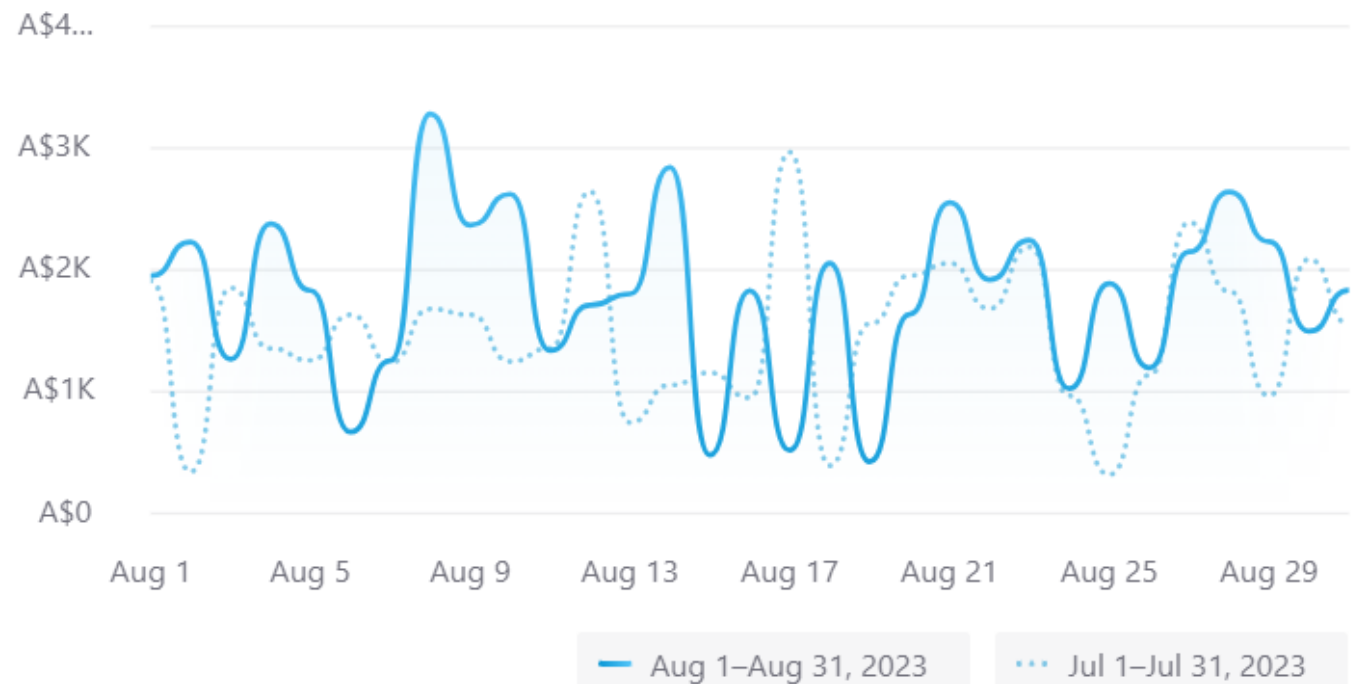
Analytics

Last month

Compare: Previous period

Total sales

\$55,692.59 ↗ 21%



\$55,692/- Sales!!!!!!!

- Home
- Orders 27
- Products
- Customers
- Content

Analytics

Reports

Live View

- Marketing
- Discounts

Sales channels >

Inbox

Online Store >

Apps >

Analytics

Last month

Compare: Previous period

Total sales

\$55,692.59 ▲ 21%

A\$4...

A\$3K

A\$2K

A\$1K

A\$0

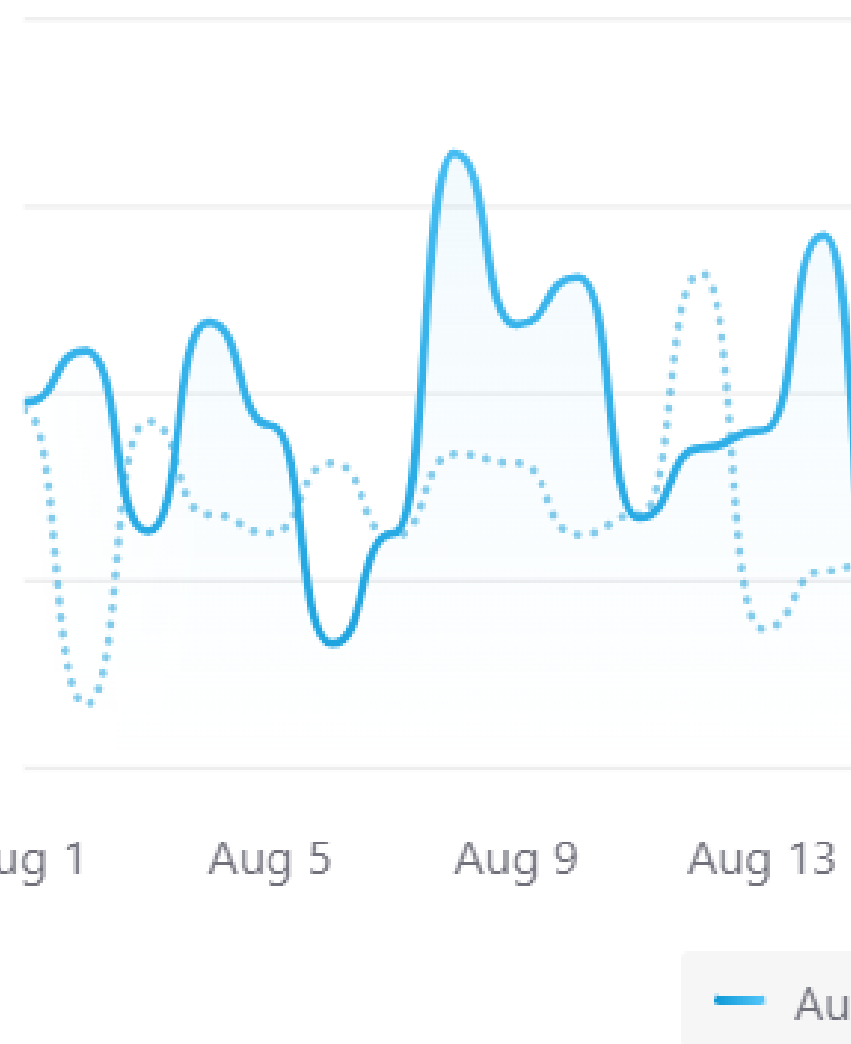
Aug 1

Aug 5

Aug 9

Aug 13

— Aug



"Ready to boost your sales?"

 shopify

Summer '23

Search

- Home
- Orders 27
- Products
- Customers
- Content
- Analytics**
 - Reports
 - Live View
- Marketing
- Discounts
- Sales channels >
- Inbox
- Online Store
- Apps >

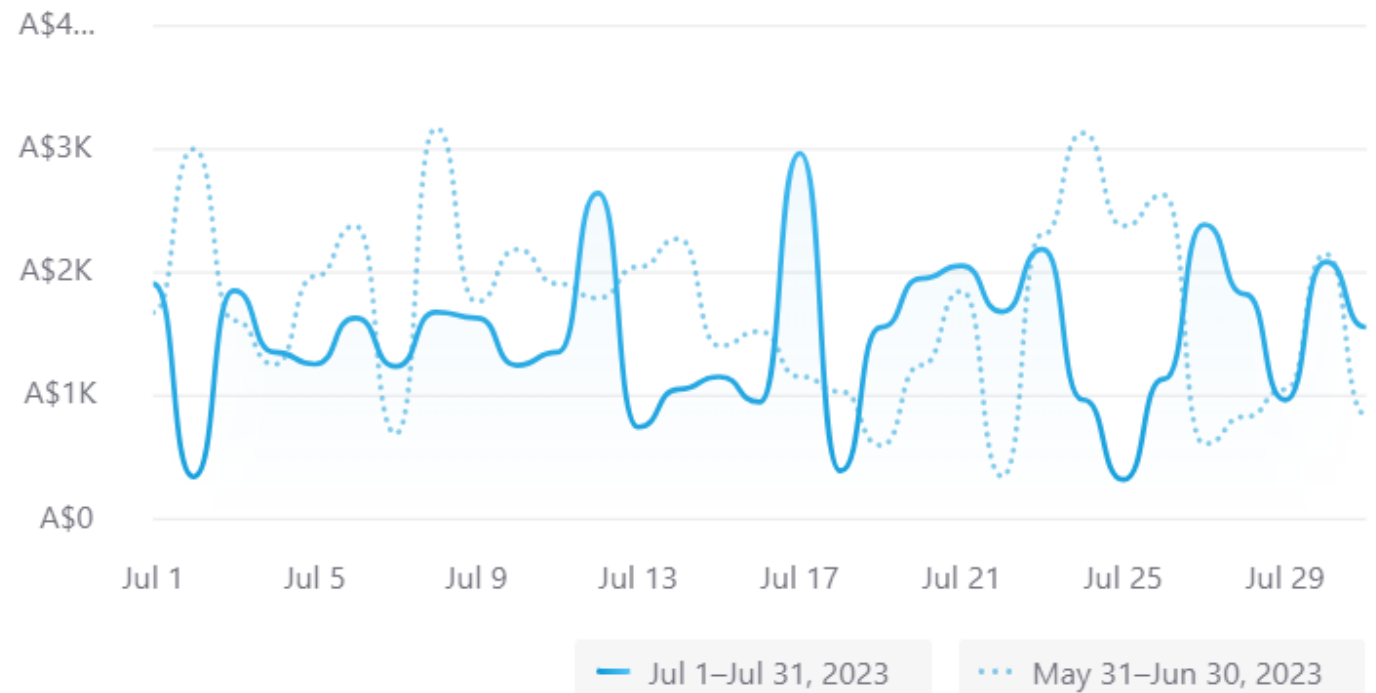
Analytics

Jul 1–Jul 31, 2023

Compare: Previous period

Total sales

\$46,111.98 ▼ 13%



Contact us today!"