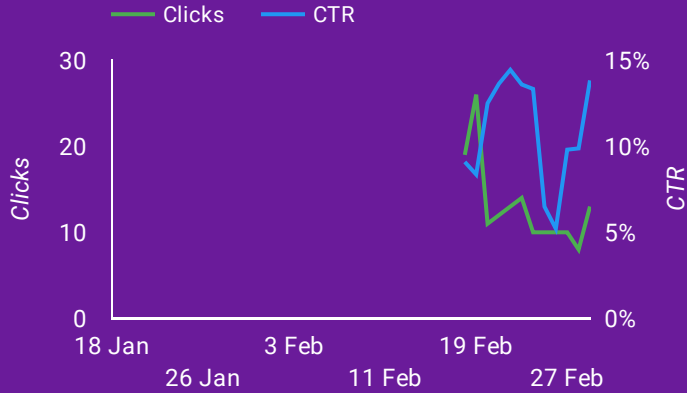


Overview

Click Through Rate & Impressions

by Clicks, CTR, and Impressions

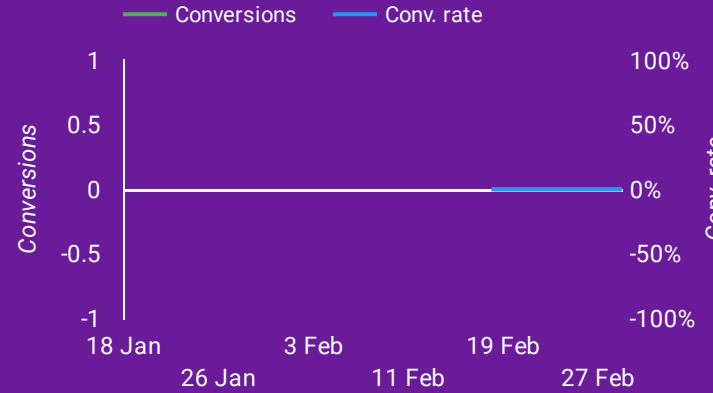
Clicks 156.0 ↑ N/A	CTR 9.8% ↑ N/A	Impressions 1.6K ↑ N/A
---------------------------------	-----------------------------	-------------------------------------



Conversion Rate & Cost

by Conversions Rate and Cost / Conv.

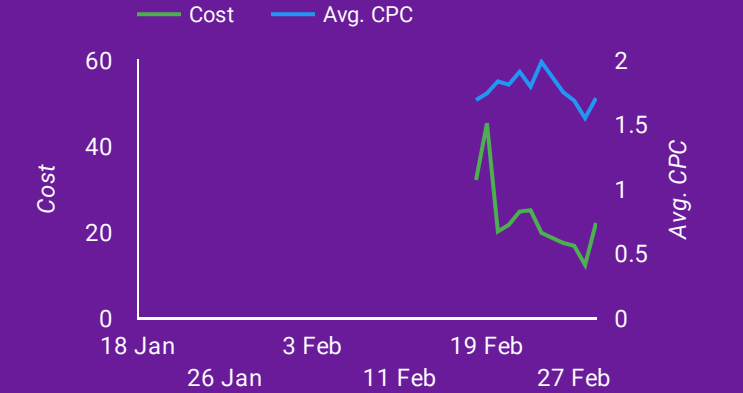
Conversions 0.0 N/A	Conv. rate 0.0% N/A	Cost / conv. \$0.00 N/A
----------------------------------	----------------------------------	--------------------------------------



Cost Per Click

by Cost, CPC, and CPM

Cost \$276.92 ↑ N/A	Avg. CPC \$1.78 ↑ N/A	Avg. CPM (deprecate) \$174.49 ↑ N/A
----------------------------------	------------------------------------	--



Top Campaigns

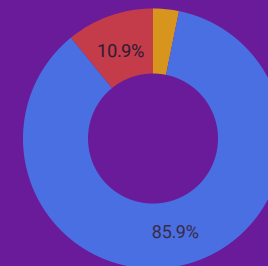
by CTR, Avg. CPC, and Cost / Conv.

Campaign	Clicks	CTR	Avg. CPC	Avg. Cost
1. Reliable & Trusted Kennel	0	0%	\$0	\$0
2. Fast Adjustment Sling - Search - 2021	76	9.46%	\$1.76	\$1.76
3. Bungee Sling - Search - 2021	80	10.22%	\$1.79	\$1.79

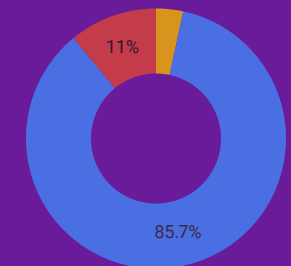
1 - 3 / 3 < >

Device Breakdown

by Clicks, Cost, and Conversions



Clicks



Cost